

# Asahikawa City

## Classification Guide for Household Garbage

English

### Garbage Disposal Rules

#### 1 Sort Your Garbage Correctly.



Please sort your garbage according to the following rules.

#### 2 Put all Garbage in Transparent Bags.



Please use transparent or semi-transparent bags. “Burnable” and “unburnable” garbage should be placed in the designated bags.

#### 3 Put Out Your Garbage on the Specified Days.



Garbage collection days vary from one district to another.

#### 4 Only Dispose of Your Garbage at Your Designated Location.



Please do not dispose of your garbage at other locations.

#### 5 Put Out Your Garbage at the Designated Time.



Please put out your garbage between 6:00am and 9:00am on collection day.

Please Follow These Rules for Disposing of Your Garbage.

The garbage disposal areas are for temporary disposal of your garbage.

The garbage disposal areas are used communally by all those in the neighbourhood, so rule infractions will adversely affect others.

Follow these rules to ensure your garbage is sorted and bagged correctly.

Asahikawa Environmental Affairs Department

## Collection Days for Each District (Suburb Districts are Omitted).

Districts Cylindrical	Burnable Garbage	Unburnable Garbage	Paper Containers and Packaging	Empty Cans, Empty Bottles, Household Metal Products Paper Cartons,	Plastic Containers and Packaging	Oversized Garbage
		Batteries	Cardboard		PET Bottles	
		Fluorescent Bulbs				
Miyashita-dori, 1~11-jo-dori, 2~9-jo Nishi, Akebono, Akebono Kita, Kamekichi, Tokiwa Park, Tokiwa-dori, Kami Tokiwacho, Naka Tokiwacho, Kinseicho, Higashi, Shintomi, Taisetsu-dori, Pulpcho, Akitsuki, Ryutsudanchi, Shinseicho, Nagayama(South of the JR Sekihoku Line), Miyamae-dori Higashi, Miyamae-dori Nishi, Minami, Kagura, Kaguraoka Park, Shunkodai, Suehiro 8-jo (2~6-chome)	Tuesday, Friday	Every other Monday	Every other Monday	Wednesday	Thursday	Individual collection (charged) can be arranged. Tel: 36-2177
Toyooka(1~4-chome), Toko(1~4-chome), Kyokushin, Kyokushincho, Kaguraoka, Midorigaoka, Midorigaoka Higashi, Midorigaoka Minami, Nishi Goryo, Nishi Kagura, Hanasakicho(5~7-chome), Shunko(5~9-chome), Suehiro 1~7-jo(1~3-chome), Suehiro Higashi(1~12-chome)	Monday, Thursday	Every other Friday	Every other Friday	Wednesday	Tuesday	
Toyooka(5~11-chome), Toko(5~10-chome), Higashi Asahikawa Kita, Higashi Asahikawa Minami, Kogyodanchi 1-jo(1~2-chome), Higashi Asahikawacho, Motomachi, Kawabatacho, Asahimachi, Omachi, Hokumoncho, Nishikimachi, Midorimachi, Chikabumicho, Asahigaoka, Hanasakicho(1~4-chome), Shunkocho 10-banchi, Sumiyoshi, Shunko(1~4-chome)	Monday, Thursday	Every other Tuesday	Every other Tuesday	Wednesday	Friday	
Suehiro 1~7-jo(4~15-chome), Suehiro Higashi(13~15-chome), Nagayama (North of the JR Sekihoku Line ), Nagayamacho, Nagayama Kita(6~11-chome) , Higashi Takasu, Higashi Takasu Higashi, Kamui, Chuwa, Daiba, Daiba Higashi, Minamigaoka, Kamuicho Chuwa, Kamuicho Daiba, Takasagodai	Tuesday, Friday	Every other Thursday	Every other Thursday	Wednesday	Monday	
Etambetsucho	Tuesday, Friday	Every other Wednesday	Every other Wednesday	Wednesday	Wednesday	

## Contact Information

### ○Garbage Collection

Asahikawa Cleancenter      Tel: 36-2213

### ○Garbage Reduction and Recycling

Trash Reduction Promotion Division, Asahikawa Environmental Affairs Department      Tel: 25-6324

# Correct Ways to Sort and Dispose of Your Garbage

## Burnable Garbage

※ Please place burnable garbage in the designated yellow bags.



### Kitchen Waste

Cooking scraps, vegetable/fruit peels, leftover food, eggshells, tea and coffee grounds, etc.

Please ensure kitchen waste is well drained.

### Cloth/Fabric

Old/worn clothes, yarn, fabric, rags, etc.

Please cut long material such as curtains into smaller pieces.

### Paper Waste

Tissue paper, envelopes, disposable diapers, etc.

Please remove any solid matter from disposable diapers and flush down the toilet.

### Cooking Oil

Oil should be absorbed in a paper towel/cloth or solidified with a coagulant agent.

### Leaves and Yard Trimmings

Leaves, thin branches, etc.

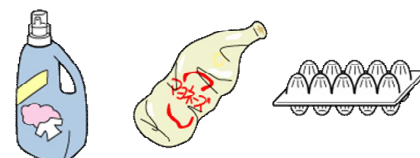
Please remove any soil from the trimmings.

Branches should be no thicker than 10cm and no longer than 50cm.

## Plastic Containers and Packaging



Containers and packaging such as shampoo bottles, mayonnaise containers, egg cartons, protective Styrofoam for electronic appliances, etc.



## Unburnable Garbage

※ Please place unburnable garbage in the designated green bags.



### Leather/Rubber Products

Bags, shoes, etc.



### Glass Products

Glasses, cosmetic bottles, medicine bottles, etc.

These should be wrapped in thick paper.

### Metal Products

Spray cans, knives, etc.



Please puncture empty spray cans while they are immersed in water.

Sharp objects should be wrapped in thick paper.



### Ceramics

Chinaware, dishes, vases, etc.



### Plastic Products

Buckets, toys, etc.

Please place disposable lighters in a separate bag and mark it "lighter" ・ライター.

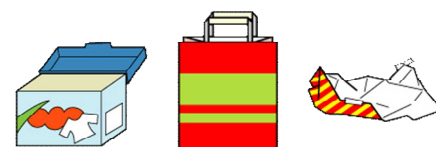


## Paper Containers and Packaging



Paper Identification Mark

Containers and packaging such as paper boxes for snacks, daily commodities and medicine, paper yogurt containers, department store paper bags and wrapping paper, etc.



## Empty Cans, Empty Bottles, Paper Cartons, Household Metal Products

### Empty Cans

Beverage cans, tin cans, food containers

Please rinse out the cans with water.



### Empty Bottles

Beverage bottles, spice containers,

food containers, skin lotion bottle

Please remove the caps and rinse out the bottles.



### Paper Cartons

Milk cartons, etc. with a white inner surface.



### Metal Kitchen Products

Pots, kettles, frying pans, etc.

Kitchen items only.



## PET Bottles



PET Bottle Identification Mark

### Beverage Bottles, Liquor Bottles, Soy-Sauce Bottles

PET bottle lids should be disposed of with Plastic Containers and Packaging, and the label should be disposed of with either Plastic Containers and Packaging or Paper Containers and Packaging, depending on the material with which it was made.




## Cardboard



Cardboard Identification Mark

Please flatten boxes, bind with string in a T-pattern, and dispose of without placing in a bag.



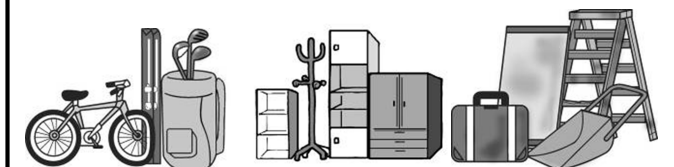
## Oversized Garbage

Individual collection (charged) can be arranged.

Please do not put out oversized garbage at your designated disposal area.

Tel: 36-2176

Oversized garbage pertains to products of a length/diameter greater than 50cm but less than 250cm, and weighing less than 100kg.



## Used Batteries

### (including thermometers)

Please place in a transparent bag and mark it "battery" ・乾電池, or "thermometer" ・体温計.



### Cylindrical Batteries

Button-shaped and rechargeable batteries should be returned to the collection boxes of stores in which they are sold

### Mercury Thermometers

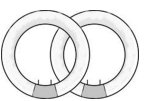


## Fluorescent Bulbs

Please dispose of fluorescent bulbs in the casing in which they were purchased, or in transparent/semi-transparent bags.

Light bulbs and ball-type fluorescent bulbs are considered unburnable garbage.

### Circular Fluorescent Bulbs



### Straight Fluorescent Bulbs

